

Hazelwood School District  
Third Grade Activities

Directions: During the school closing, please complete the assignments for each day. You will be rereading *Because of Winn Dixie*. You will be reading about 3 chapters per day beginning on Day 2. If you finish the book before we return to school, please find another book to read.

|        |   |
|--------|---|
| Day 1  | <ul style="list-style-type: none"><li>● Explore in your backyard or a family member's backyard</li><li>● You will need to find at least 2 plants or seeds native to Missouri (example: grass, tree, dandelion). Draw a representation of the plant/seed be sure to include an illustration with labels of your plant or seed and write a description of your plant.</li></ul>   |
| Day 2  | <ul style="list-style-type: none"><li>● Read your assigned book (chapters 1-3). Write a summary of the chapter read for the day.</li></ul>  |
| Day 3  | <ul style="list-style-type: none"><li>● Read your assigned book (chapters 4-6). Write about the protagonist (main character) and share his/her character traits.</li></ul>  |
| Day 4  | <ul style="list-style-type: none"><li>● Read your assigned book. Write 5 unknown words along with their definition and page number from the book.</li></ul>   |
| Day 5  | <ul style="list-style-type: none"><li>● Read your assigned book (chapters 7-9). Review all of your chapters and find any figurative language used by the author. For example, she ran as fast as a cheetah (simile) and the snow is a white blanket (metaphor). If you are unable to find any figurative language, write 2 examples of each type (2 similes and 2 metaphors).</li><li>● REMINDER: Similes are comparisons of two unlike things using like or as. Metaphors are comparisons of two unlike things without the use of words like or as.</li></ul>  |
| Day 6  | <ul style="list-style-type: none"><li>● Read your assigned book (chapters 10-12). Identify 3 cause and effect scenarios related to your assigned book.</li></ul>  |
| Day 7  | <ul style="list-style-type: none"><li>● Read your assigned book (chapters 13-15). Create a Venn Diagram comparing and contrasting the protagonist of your assigned book to Edward Tulane.</li></ul>   |
| Day 8  | <ul style="list-style-type: none"><li>● Read your assigned book (chapters 16-18). Sequence the events of your book. Be sure to include events that happened at the beginning, middle and end of your book.</li></ul>  |
| Day 9  | <ul style="list-style-type: none"><li>● Read your assigned book (chapters 19-21). Summarize the book to a family member and talk about the plot of your story. List the exposition (background information), rising action (what changes in the story to hook you as a reader), climax (this is where the story is the most pivotal/interesting- example, Edward's head being crushed at Neal's Diner), falling action (things are slowing down), and resolution (how does it end?). Use the Plot Diagram worksheet to share your thinking.</li><li>● Practice your multiplication math facts. Create flashcards (x2s, x10s, x5s, x4s, x1s, x0s). Have someone practice facts with you for at least 10 minutes.</li></ul> |
| Day 10 | <ul style="list-style-type: none"><li>● Complete your assigned book (chapters 22-26). You are now the director of a movie based on your book! Create a movie poster to share information with the audience. Use the construction paper to complete your poster OR you may write a song/rap about your assigned book. Be sure to share this poster or your song/rap with your family and friends!</li></ul>  |

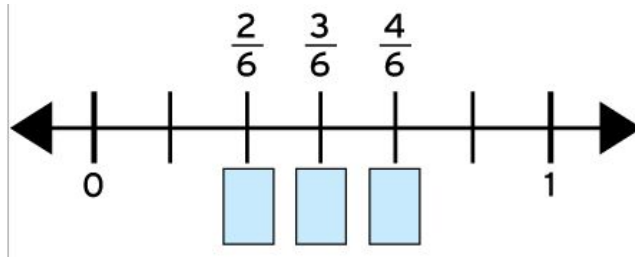
**Third Grade School Closing Math Assignment-** Show all work on separate scratch paper.

**Day 1**

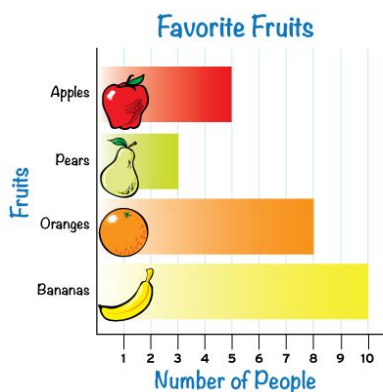
Michael made a rectangular vegetable garden in his backyard. Michael wants to divide the garden into 8 equal sections. How can Michael divide the garden so that all 8 sections are equal? Draw two different ways to partition a rectangle into 8 equal sections.

**Day 1**

Write the fractions that are equivalent to the fractions  $\frac{2}{6}$ ,  $\frac{3}{6}$ , and  $\frac{4}{6}$ , in the correct locations on the number line below.



**Day 2**

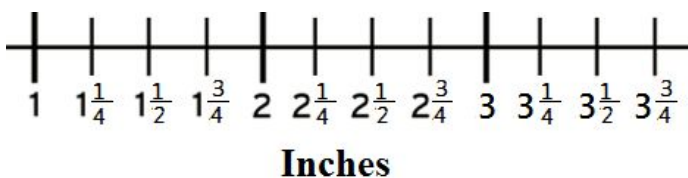


Look at the bar graph. How many more people chose bananas as their favorite fruit than chose pears as their favorite fruit?

**Day 2**

Create a dot plot to show the measurements of the four strings listed below:

- |                          |                          |
|--------------------------|--------------------------|
| 1. 2 inches              | 6. $2\frac{1}{4}$ inches |
| 2. 3 inches              | 7. 2 inches              |
| 3. 1.5 inches            | 8. 3.75 inches           |
| 4. 2.25 inches           | 9. 1 inch                |
| 5. $3\frac{3}{4}$ inches | 10. $1\frac{1}{4}$ inch  |



**Day 3**

Naya has 7 packages of pens. Each package holds 5 pens. Fill in the numbers to make a true number sentence that shows the total number of pens Naya has.

$\times 5 =$

**Day 3**

There are 28 markers for the class to share. The teacher divides these markers equally into 7 groups. Drag the markers onto the area labeled Group 1 below to show how many markers each group will have.

**Day 4**

What number makes the number sentence below true?

$45 = \underline{\quad} \times 9$

**Day 4**

Which expression below is equal to the expression  $(16 \times 5) \times 14$ ?

- $(5 \times 16) \times 14$
- $14 \times (6 \times 15)$
- $(16 + 14) \times 5$
- $(14 + 5) \times 16$

**Day 5**

Ethan's birthday party started at 4:30 p.m. The last guest left at 6:32 p.m. How long did Ethan's party

**Day 5**


Lisa started reading her book at 11:45. She stopped reading at 12:40 to have lunch. How many minutes

last?

did Lisa read her book?

### Day 6

Number of Sunny Days

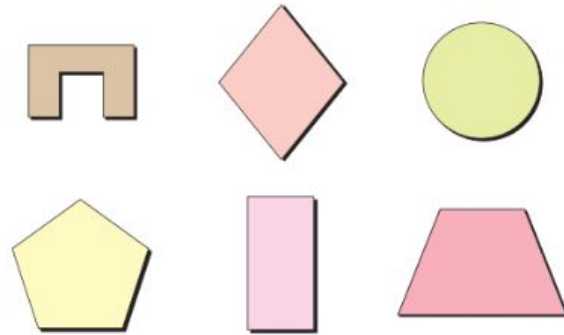


Each  = 4 Days

Look at the graph below. How many more sunny days were there in January compared to March?

### Day 6

Circle the shapes that are not quadrilaterals into the box entitled "Not Quadrilaterals."




### Day 7

Ignacio had 40 trading cards. He won 15 more trading cards in a contest. He separated all of his trading cards into 5 equal groups. How many trading cards were in each group?

### Day 7

The music room has red, blue, and green chairs. There are 10 red chairs and 12 blue chairs. There are 4 times as many green chairs as red chairs. How many chairs are there altogether?

### Day 8



9 ft

Amanda made the tablecloth below in the sewing class.

What is the area, in square feet, of the tablecloth?

### Day 8

The perimeter of Rashon's patio is 22 meters. The width of the patio is 3 meters. What is the length of the patio?



### Day 9

There are about 700 students in Lee's school. Which could be the number of boys and the number of girls?

- 491 boys and 320 girls
- 308 boys and 309 girls
- 342 boys and 355 girls
- 392 boys and 391 girls

### Day 9

The books that Gina and Katie are reading have about 500 total pages. Which could be the number of pages in each girl's book?

- 219 in Gina's book and 208 in Katie's book.
- 107 in Gina's book and 206 in Katie's book.
- 233 in Gina's book and 268 in Katie's book.
- 297 in Gina's book and 301 in Katie's book.

### Day 10

Tom has 114 baseball cards. He kept 10 for himself and shared the rest evenly among 8 of his friends. How many cards did each of his friends get?

### Day 10

A teacher bought 12 packs of crayons. 7 of the packages had 9 crayons in them and the other 5 packages had 10 crayons. How many of the crayons

# PE workout plan for home

## Day 1:

- 25 Jumping jacks
- 10 Push-ups
- 10 Four-count sit-ups
- Straddle stretch (10 counts each: stretch to center, right side, left side, and back to center)

## Day 2:

- Jog in place for 2 minutes
- 10 Arm circles forward, 10 backward, 10 turn the doorknobs, 10 palms down small lifts, 10 palms up small lifts
- Three sets of 10-count bicycles
- Two sets of straight leg stretches, 10 counts each

## Day 3:

- 8 Regular jumping jacks, 8 double-jacks, 8 four-count jacks
- 10 Push-ups
- 10-count bicycles and 10-count scissors (2 sets each)
- Straddle stretch for 10 counts and 10-count butterfly stretch

## Day 4:

- Dance to your favorite song
- 10 Arm circles forwards, 10 backwards, 10 doorknob turns, 10 small lifts with palms down, 10 small lifts with palms up.
- 10 Sit-ups
- Hurdler stretch- 10 seconds for each

<https://www.pecentral.org/websites/kidsites.html> leg

Online sources: [www.openphysed.org](http://www.openphysed.org); [www.pecentral.org](http://www.pecentral.org) > websites > kidsites

# Art activities for home

- Material: pencil, markers, crayons, water, colors, paint, color pencil and or house supplies.
- [www.crayola.com](http://www.crayola.com)
- Activity 1: look outside of your window and draw what you see.
- Activity 2: Using flour and water make little balls of dough to create an abstract sculpture.

- Chose a fun activity of your choice from [www.crayola.com](http://www.crayola.com)

## Library activities for home

- Read to someone (a sibling, parent, grandparent, friend, ect.)
- Create a new ending for a book you read
- Make your own “Peace Place” and read

## Music activities for home

- Make your own musical instrument and create a song
- Shuffle their playlist on their electronic devices to expand their musical knowledge .Expose them to music they’ve never heard before while getting the whole family involved.
- Grandparents and other family members can all play in this musical activity that teaches kids about a variety of music, musicians, and the history behind the music genres.
- Have the family make their own playlist of songs they grew up listening to and then have them share that music with their kids.
- Make Your Own Music Instruments
- Make beats and rhythms on a homemade drum or a shoebox guitar. By using some household items to make your own musical instruments.
- Play Musical Games
- Musical games like: Dancing, singing, jumping, and freeze games all with the goal of building a child’s musical talents.
- Record instrument sounds and play them back to see if they can get the answer right, or create a music trivia game and act out the answers.

## Guidance Counseling activities for home

3<sup>rd</sup>

Material: Balloons, Baking soda or playdough, hair conditioner, Spoon, Bowl, Scissors, Funnel (made from a plastic bottle), Dry-erase markers

Activity 1: Make a Stress Ball at home

[How to Make a Stress Ball](#)

[Anxiety Reduction Activity & Game](#)